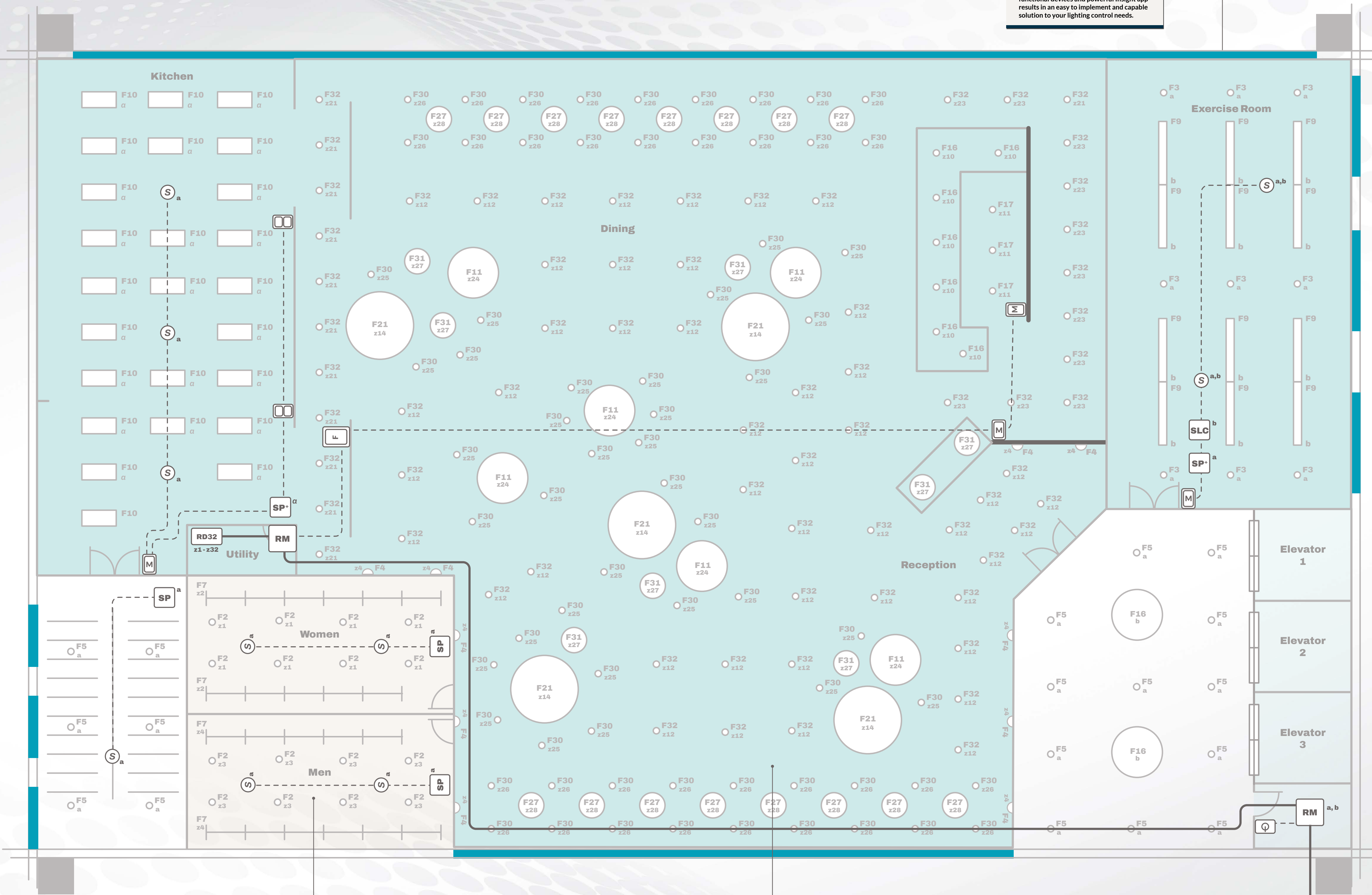









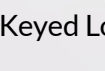
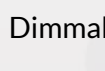
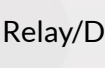


TOUCHÉ LIGHTING CONTROL
ONE SOLUTION™

In this room the type of control and types of devices used for that control are the same as used for rooms with very different functions. Touché's One Solution with our multi-functional devices and powerful Insight app results in an easy to implement and capable solution to your lighting control needs.



Touché Components

-  **SmartPack**
Standalone Room Controller
-  **SmartPack+**
Standalone Room Controller
-  **Room Manager**
Networked Room Controller
-  **Wall Station**
Color
-  **Wall Station**
Color Mini
-  **Smart Switch**
Decorator
-  **Smart Keyed Switch**
Keyed Lockout Switch
-  **Smart Load Control**
Dimmable
-  **RD32**
Relay/Dimmer Panel
-  **Smart Sensor**
Dual technology (PIR/passive acoustic) occupancy / vacancy sensor with built-in photo sensor.

Cable Type

---- CAT5 (minimum)

See Restroom for Optional Configurations

Restaurants have the same challenges as those challenges found on the main level of this hotel example. Here we again use the RD Panel to meet the high density zone requirements of this area and combine that with a Room Manager and Color Wall stations for simple user interfacing. Oh, and did we mention that extended fade rates can be easily implemented resulting in light level changes that are unnoticeable to the patrons when it is time to change the mood of the area by changing the light level.

From Intermediate Level